



# Custom SPEED SPOOL® SLP

CG1H, CG1SH, CG1XH



Lew's® Custom reels are designed to be **SUPER LOW PROFILE**

*Driven by innovation - Fueled with Passion*  
**Feel the Difference!**

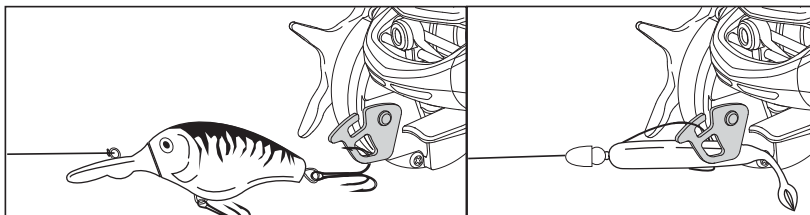
## Custom SPEED SPOOL® SLP

### Reel Specifications

Model	Weight (oz.)	Gear Ratio	Line Capacity (yd./lb.)	IPT
CG1H	6.6	6.8:1	110/12	27"
CG1SH	6.6	7.5:1	110/12	30"
CG1XH	6.6	8.3:1	110/12	33"
CG1SHL*	6.6	7.5:1	110/12	30"

\*Left hand retrieve.

### Exclusive **SPEED KEEPER** Hook Keeper



### FEATURES:

- Exclusive Speed Keeper Hook Keeper (pat. pend.)
- 10-bearings system with stainless steel double shielded ball bearings and Zero-Reverse one-way clutch bearing
- One-piece aluminum frame
- Speed Dial provides quick and easy line recognition
- Double anodized U-spool
- Multi-Setting Brake (MSB) dual cast control system
- Rugged carbon fiber drag system - provides up to 14 lb. of drag power
- Zirconia line guide
- External lube port

### SPEED DIAL



## Performance – Right out of the Box!

Your new Custom Speed Spool® SLP baitcast reel by Lew's® is designed for performance and functionality. From the way it conforms to your hand, to the way it reacts crisply and effortlessly to your command, you'll know the minute you grab onto the Custom Speed Spool® SLP that you've got a quality reel.

Your Speed Spool® SLP reel exploits several new developments which will allow you to set yourself apart from the competition.

### High Strength Aluminum Gearing

The drive gear, crankshaft, and worm shaft are made of high strength aluminum for increased strength and durability. In addition to these advantages, aluminum provides exceptionally low friction to enhance efficiency.

### One-piece Aluminum Frame

Your Speed Spool® reel utilizes a one-piece all aluminum frame. So you'll never have to worry about frame twisting or torquing.

Machined Aluminum Spool

### Innovative Line Recognition Speed Dial

Your Speed Spool® reel features a convenient line indicator dial on the spool's tension knob. Quickly recognize what line type and line weight you have loaded on your reel.



### Lightweight Machined Aluminum Spool

The spool on your Lew's® reel has been engineered to maximize casting distance. Anodized to withstand oxidation and abrasion, machined and built for deep capacity.

**10** Bearing System

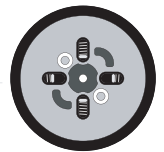
### Anti-Reverse Bearing

The handle on your Speed Spool® reel will only rotate forward for rock solid hook setting. When you release the handle it will hold its position because of Anti-Reverse bearings, never losing an inch on your catch; an invaluable property to have when you're pulling it in.

### Multi-Setting Braking System (MSB)

In order to combat backlash after a cast your Speed Spool reel is furnished with both a centrifugal brake system and an externally adjustable magnetic brake system. As the spool accelerates it experiences magnetic resistance as well as friction by four internal brake shoes which slide outwards when engaged. You can control the magnetic brake with a dial on the palming side-plate. To disengage individual brake shoes remove the palming side-plate. The four brake shoes are housed within a disk attached to the spool assembly. When disengaged the brake shoes remain stationary when the spool spins and do not inflict friction on the spool.

Multi-Setting Brake **MSB**



### Cast Control System

A second feature exists to prevent backlash, the Cast Control System. An adjustment knob is found next to the star drag. The function saddles the spool shaft with steady pressure in order to stabilize spool speed.

To calibrate the system reel your lure in until it rests on the tip of the rod, then tighten the knob until taut. Depress the thumb bar, and holding the rod horizontally loosen the knob slowly until the lure begins to descend. The spool should continue to spin after the lure contacts the ground, but should not complete more than one full rotation. If the spool does not continue to spin, the knob is too tight. If the spool completes more than one rotation, the knob is too loose. Repeat until you have achieved the desired results.

### Bowed 95MM Aluminum Handle

Our 95mm bowed aluminum handle will give you all the cranking power you need. The Winn® advanced polymer Dri-tac handle knobs are an added bonus known for its comfortable fit and ease for all day fishing.

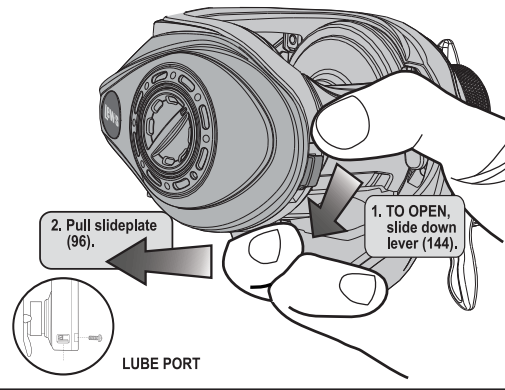


### Maintenance and Care

When applying lubricant to your Speed Spool® reel, avoid using multi-purpose oil. Use lightweight oils or greases made for fishing reels. Apply oil to all bearings, the crankshaft and the worm gear. Apply grease to the bushings, pinion gears, drive gears, and crank gears.

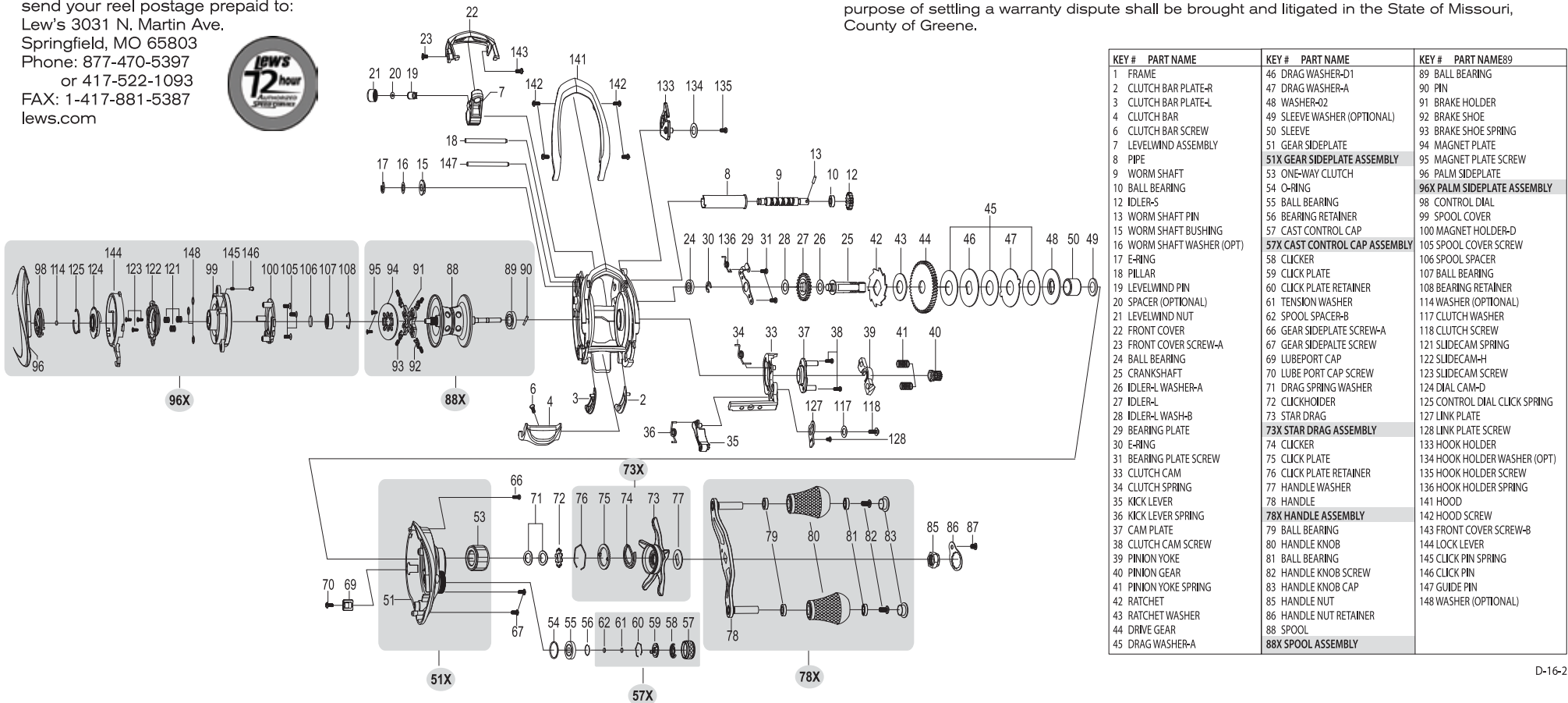
After usage, your reel should be inspected for dirt or sand and cleaned if excessive build-up is present. If your reel has come in contact with saltwater it is important to flush all parts with water, dry and re-lubricate your reel. Through diligent cleaning and maintenance your Lew's® reel will provide you with years of reliability and sound performance.

**fig 1** To remove palming sideplate slide down lever (144) and pull sideplate off (96).



For professional cleaning and maintenance send your reel postage prepaid to:

Lew's 3031 N. Martin Ave.  
Springfield, MO 65803  
Phone: 877-470-5397  
or 417-522-1093  
FAX: 1-417-881-5387  
lews.com



KEY #	PART NAME	KEY #	PART NAME	KEY #	PART NAME <sup>89</sup>
1	FRAME	46	DRAG WASHER-D1	89	BALL BEARING
2	CLUTCH BAR PLATE-R	47	DRAG WASHER-A	90	PIN
3	CLUTCH BAR PLATE-L	48	WASHER-02	91	BRAKE HOLDER
4	CLUTCH BAR	49	SLEEVE WASHER (OPTIONAL)	92	BRAKE SHOE
6	CLUTCH BAR SCREW	50	SLEEVE	93	BRAKE SHOE SPRING
7	LEVELWIND ASSEMBLY	51	GEAR SIDEPLATE	94	MAGNET PLATE
8	PIPE	51X	GEAR SIDEPLATE ASSEMBLY	95	MAGNET PLATE SCREW
9	WORM SHAFT	53	ONE-WAY CLUTCH	96	PALM SIDEPLATE
10	BALL BEARING	54	O-RING	96X	PALM SIDEPLATE ASSEMBLY
12	IDLER-S	55	BALL BEARING	98	CONTROL DIAL
13	WORM SHAFT PIN	56	BEARING RETAINER	99	SPOOL COVER
15	WORM SHAFT BUSHING	57	CAST CONTROL CAP	100	MAGNET HOLDER-D
16	WORM SHAFT WASHER (OPT)	57X	CAST CONTROL CAP ASSEMBLY	105	SPOOL COVER SCREW
17	E-RING	58	CLICKER	106	SPOOL SPACER
18	PILLAR	59	CLICK PLATE	107	BALL BEARING
19	LEVELWIND PIN	60	CLICK PLATE RETAINER	108	BEARING RETAINER
20	SPACER (OPTIONAL)	61	TENSION WASHER	114	WASHER (OPTIONAL)
21	LEVELWIND NUT	62	SPOOL SPACER-B	117	CLUTCH WASHER
22	FRONT COVER	66	GEAR SIDEPLATE SCREW-A	118	CLUTCH SCREW
23	FRONT COVER SCREW-A	67	GEAR SIDEPLATE SCREW	121	SLIDECAM SPRING
24	BALL BEARING	69	LUBEPORT CAP	122	SLIDECAM-H
25	CRANKSHAFT	70	LUBE PORT CAP SCREW	123	SLIDECAM SCREW
26	IDLER-L WASHER-A	71	DRAG SPRING WASHER	124	DIAL CAM-D
27	IDLER-L	72	CLICK/HOLDER	125	CONTROL DIAL CLICK SPRING
28	IDLER-L WASH-B	73	STAR DRAG	127	LINK PLATE
29	BEARING PLATE	73X	STAR DRAG ASSEMBLY	128	LINK PLATE SCREW
30	E-RING	74	CLICKER	133	HOOK HOLDER
31	BEARING PLATE SCREW	75	CLICK PLATE	134	HOOK HOLDER WASHER (OPT)
33	CLUTCH CAM	76	CLICK PLATE RETAINER	135	HOOK HOLDER SCREW
34	CLUTCH SPRING	77	HANDLE WASHER	136	HOOK HOLDER SPRING
35	KICK LEVER	78	HANDLE	141	HOOD
36	KICK LEVER SPRING	78X	HANDLE ASSEMBLY	142	HOOD SCREW
37	CAM PLATE	79	BALL BEARING	143	FRONT COVER SCREW-B
38	CLUTCH CAM SCREW	80	HANDLE KNOB	144	LOCK LEVER
39	PINION YOKE	81	BALL BEARING	145	CLICK PIN SPRING
40	PINION GEAR	82	HANDLE KNOB SCREW	146	CLICK PIN
41	PINION YOKE SPRING	83	HANDLE KNOB CAP	147	GUIDE PIN
42	RATCHET	85	HANDLE NUT	148	WASHER (OPTIONAL)
43	RATCHET WASHER	86	HANDLE NUT RETAINER		
44	DRIVE GEAR	88	SPOOL		
45	DRAG WASHER-A	88X	SPOOL ASSEMBLY		

## CG1H

Key #	Description	Order ID #	Key #	Description	Order ID #
1	FRAME	DY-103520010	67	GEAR SIDE COVER SCREW-B	DY-100035030
2	CLUTCH BAR PLATE-R	DY-102881010	69	LUBE PORT CAP	DY-101698150
3	CLUTCH BAR PLATE-L	DY-102882010	70	LUBE PORT CAP SCREW	DY-101507030
4	CLUTCH BAR ASSEMBLY	DY-102883060	71	DRAG SPRING WASHER	DY-100088010
6	CLUTCH BAR SCREW	DY-101507030	72	CLICK HOLDER	DY-101765010
7	LEVEL WIND ASSEMBLY	DY-103522010	73X	STAR DRAG COMPLETE	DY-U02932182
8	PIPE	DY-103286010	74	CLICK LEAF SPRING	DY-101763010
9	WORM SHAFT	DY-103474010	75	CLICK PLATE-B	DY-101764010
10	BALL BEARING	DY-102954010	76	CLICK PLATE RETAINER	DY-101766011
11	WORM SHAFT BUSHING-A	DY-102438010	77	HANDLE WASHER	DY-100933010
12	IDLER-S	DY-100019010	78X	HANDLE COMPLETE	DY-101806220
13	WORM SHAFT PIN	DY-100020010	79	BALL BEARING	DY-102950010
16	WORM SHAFT WASHER	DY-100539010	80	HANDLE KNOB	DY-103630020
17	E-RING	DY-100047010	81	BALL BEARING	DY-102950010
18	PILLAR	DY-102711010	82	HANDLE KNOB SCREW	DY-100180010
19	LEVEL WIND PIN	DY-100464011	83	HANDLE KNOB CAP	DY-102309021
20	SPACER(OPTIONAL)	DY-100025010	85	HANDLE NUT	DY-100319020
21	LEVEL WIND NUT	DY-100288021	86	HANDLE NUT RETAINER	DY-103642010
22	FRONT COVER	DY-103524011	87	SCREW	DY-101202020
23	FRONT COVER SCREW	DY-100152010	88X	SPOOL COMPLETE	DY-103512010
24	BALL BEARING	DY-102952010	89	BALL BEARING	DY-102366010
25	CRANK SHAFT	DY-103653010	90	PIN	DY-100120010
26	IDLER-L WASHER-A	DY-100548010	91	BRAKE HOLDER	DY-103532010
27	IDLER-L	DY-101938020	92	BRAKE SHOE	DY-100522010
28	IDLER-L WASHER-B	DY-100045020	93	BRAKE SHOE SPRING	DY-100525010
29	BEARING PLATE	DY-102892010	94	MAGNET PLATE	DY-103533013
30	E-RING	DY-100047010	95	MAGNET PLATE SCREW	DY-100526010
31	BEARING PLATE SCREW	DY-100028070	96X	PALM SIDE PLATE ASSEMBLY	DY-UA3535011
33	CLUTCH CAM	DY-103525010	98	CONTROL DIAL	DY-102917010
34	CLUTCH SPRING	DY-102688010	99	SPOOL COVER ASSEMBLY	DY-U03537010
35	KICK LEVER	DY-102307011	100	MAGNET HOLDER ASSEMBLY	DY-U03539010
36	KICK LEVER SPRING	DY-102048010	105	SPOOL COVER SCREW	DY-100141010
37	CAM PLATE	DY-103526010	106	SPOOL SPACER-A	DY-101850010
38	CAM PLATE SCREW	DY-101177050	107	BALL BEARING	DY-102971010
39	PINION YOKE	DY-102155010	108	BEARING RETAINER	DY-102976010
40	PINION GEAR	DY-102928010	114	WASHER(OPTIONAL)	DY-100073011
41	PINION YOKE SPRING	DY-102465010	117	CLUTCH WASHER	DY-100539030
42	RATCHET	DY-100818010	118	CLUTCH SCREW	DY-103013020
43	RATCHET WASHER	DY-103772010	121	SLIDE CAM SPRING	DY-102665010
44	DRIVE GEAR	DY-102870020	122	SLIDE CAM-H	DY-103342010
45	DRAG WASHER-L	DY-102377010	123	SLIDE CAM SCREW	DY-100526020
46	DRAG WASHER-D1	DY-100057020	124	SLIDE CAM-D	DY-102394010
47	DRAG WASHER-A	DY-100985010	125	CLICK SPRING	DY-102002010
48	DRAG WASHER-D2	DY-100986011	127	LINK PLATE	DY-102894010
49	SLEEVE WASHER(OPTIONAL)	DY-100144050	128	LINK PLATE SCREW	DY-103014010
50	SLEEVE	DY-101983010	133	HOOK HOLDER	DY-102898010
51X	GEAR SIDE PLATE ASSEMBLY	DY-U03528011	134	HOOK HOLDER WASHER	DY-101168020
53	ONE WAY CLUTCH	DY-102090010	135	HOOK HOLDER SCREW	DY-100246030
54	O-RING	DY-100209020	136	HOOK HOLDER SPRING	DY-102968010
55	BALL BEARING	DY-102971010	141	HOOD	DY-103521010
56	BEARING RETAINER	DY-101588011	142	HOOD SCREW	DY-101177060
57X	CAST CONTROL CAP ASSEMBLY	DY-U03164080	143	FRONT COVER SCREW-B	DY-101177060
58	CLICKER	DY-101674011	144	LOCK LEVER	DY-103538011
59	CLICK PLATE	DY-101675011	147	GUIDE PIN	DY-103288020
60	CLICK PLATE RETAINER	DY-101543012	148	WASHER(OPTIONAL)	DY-103567010
61	TENSION WASHER	DY-100073011	149	SLIDE PLATE	DY-104040010
62	SPOOL SPACER-B	DY-100074021	150	SLIDE PLATE SCREW	DY-101177060
66	GEAR SIDE COVER SCREW-A	DY-101177010	151	LOCK LEVER SPRING	DY-104100010

CG1SH

Key #	Description	Order ID #	Key #	Description	Order ID #
1	FRAME	DY-103520010	67	GEAR SIDE COVER SCREW-B	DY-100035030
2	CLUTCH BAR PLATE-R	DY-102881010	69	LUBE PORT CAP	DY-101698150
3	CLUTCH BAR PLATE-L	DY-102882010	70	LUBE PORT CAP SCREW	DY-101507030
4	CLUTCH BAR ASSEMBLY	DY-102883060	71	DRAG SPRING WASHER	DY-100088010
6	CLUTCH BAR SCREW	DY-101507030	72	CLICK HOLDER	DY-101765010
7	LEVEL WIND ASSEMBLY	DY-103522010	73X	STAR DRAG COMPLETE	DY-U02932192
8	PIPE	DY-103286010	74	CLICK LEAF SPRING	DY-101763010
9	WORM SHAFT	DY-103474010	75	CLICK PLATE-B	DY-101764010
10	BALL BEARING	DY-102954010	76	CLICK PLATE RETAINER	DY-101766011
11	WORM SHAFT BUSHING-A	DY-102438010	77	HANDLE WASHER	DY-100933010
12	IDLER-S	DY-100019010	78X	HANDLE COMPLETE	DY-101806220
13	WORM SHAFT PIN	DY-100020010	79	BALL BEARING	DY-102950010
16	WORM SHAFT WASHER	DY-100539010	80	HANDLE KNOB	DY-103630020
17	E-RING	DY-100047010	81	BALL BEARING	DY-102950010
18	PILLAR	DY-102711010	82	HANDLE KNOB SCREW	DY-100180010
19	LEVEL WIND PIN	DY-100464011	83	HANDLE KNOB CAP	DY-102309021
20	SPACER(OPTIONAL)	DY-100025010	85	HANDLE NUT	DY-100319020
21	LEVEL WIND NUT	DY-100288021	86	HANDLE NUT RETAINER	DY-103642010
22	FRONT COVER	DY-103524011	87	SCREW	DY-101202020
23	FRONT COVER SCREW	DY-100152010	88X	SPOOL COMPLETE	DY-103512010
24	BALL BEARING	DY-102952010	89	BALL BEARING	DY-102366010
25	CRANK SHAFT	DY-103653010	90	PIN	DY-100120010
26	IDLER-L WASHER-A	DY-100548010	91	BRAKE HOLDER	DY-103532010
27	IDLER-L	DY-101938020	92	BRAKE SHOE	DY-100522010
28	IDLER-L WASHER-B	DY-100045020	93	BRAKE SHOE SPRING	DY-100525010
29	BEARING PLATE	DY-102892010	94	MAGNET PLATE	DY-103533013
30	E-RING	DY-100047010	95	MAGNET PLATE SCREW	DY-100526010
31	BEARING PLATE SCREW	DY-100028070	96X	PALM SIDE PLATE ASSEMBLY	DY-UA3535011
33	CLUTCH CAM	DY-103525010	98	CONTROL DIAL	DY-102917010
34	CLUTCH SPRING	DY-102688010	99	SPOOL COVER ASSEMBLY	DY-U03537010
35	KICK LEVER	DY-102307011	100	MAGNET HOLDER ASSEMBLY	DY-U03539010
36	KICK LEVER SPRING	DY-102048010	105	SPOOL COVER SCREW	DY-100141010
37	CAM PLATE	DY-103526010	106	SPOOL SPACER-A	DY-101850010
38	CAM PLATE SCREW	DY-101177050	107	BALL BEARING	DY-102971010
39	PINION YOKE	DY-102155010	108	BEARING RETAINER	DY-102976010
40	PINION GEAR	DY-102929010	114	WASHER(OPTIONAL)	DY-100073011
41	PINION YOKE SPRING	DY-102465010	117	CLUTCH WASHER	DY-100539030
42	RATCHET	DY-100818010	118	CLUTCH SCREW	DY-103013020
43	RATCHET WASHER	DY-103772010	121	SLIDE CAM SPRING	DY-102665010
44	DRIVE GEAR	DY-102871020	122	SLIDE CAM-H	DY-103342010
45	DRAG WASHER-L	DY-102377010	123	SLIDE CAM SCREW	DY-100526020
46	DRAG WASHER-D1	DY-100057020	124	SLIDE CAM-D	DY-102394010
47	DRAG WASHER-A	DY-100985010	125	CLICK SPRING	DY-102002010
48	DRAG WASHER-D2	DY-100986011	127	LINK PLATE	DY-102894010
49	SLEEVE WASHER(OPTIONAL)	DY-100144050	128	LINK PLATE SCREW	DY-103014010
50	SLEEVE	DY-101983010	133	HOOK HOLDER	DY-102898010
51X	GEAR SIDE PLATE ASSEMBLY	DY-U03528021	134	HOOK HOLDER WASHER	DY-101168020
53	ONE WAY CLUTCH	DY-102090010	135	HOOK HOLDER SCREW	DY-100246030
54	O-RING	DY-100209020	136	HOOK HOLDER SPRING	DY-102968010
55	BALL BEARING	DY-102971010	141	HOOD	DY-103521010
56	BEARING RETAINER	DY-101588011	142	HOOD SCREW	DY-101177060
57X	CAST CONTROL CAP ASSEMBLY	DY-U03164080	143	FRONT COVER SCREW-B	DY-101177060
58	CLICKER	DY-101674011	144	LOCK LEVER	DY-103538011
59	CLICK PLATE	DY-101675011	147	GUIDE PIN	DY-103288020
60	CLICK PLATE RETAINER	DY-101543012	148	WASHER(OPTIONAL)	DY-103567010
61	TENSION WASHER	DY-100073011	149	SLIDE PLATE	DY-104040010
62	SPOOL SPACER-B	DY-100074021	150	SLIDE PLATE SCREW	DY-101177060
66	GEAR SIDE COVER SCREW-A	DY-101177010	151	LOCK LEVER SPRING	DY-104100010

## CG1XH

Key #	Description	Order ID #	Key #	Description	Order ID #
1	FRAME	DY-103520010	67	GEAR SIDE COVER SCREW-B	DY-100035030
2	CLUTCH BAR PLATE-R	DY-102881010	69	LUBE PORT CAP	DY-101698150
3	CLUTCH BAR PLATE-L	DY-102882010	70	LUBE PORT CAP SCREW	DY-101507030
4	CLUTCH BAR ASSEMBLY	DY-102883060	71	DRAG SPRING WASHER	DY-100088010
6	CLUTCH BAR SCREW	DY-101507030	72	CLICK HOLDER	DY-101765010
7	LEVEL WIND ASSEMBLY	DY-103522010	73X	STAR DRAG COMPLETE	DY-U02932202
8	PIPE	DY-103286010	74	CLICK LEAF SPRING	DY-101763010
9	WORM SHAFT	DY-103474010	75	CLICK PLATE-B	DY-101764010
10	BALL BEARING	DY-102954010	76	CLICK PLATE RETAINER	DY-101766011
11	WORM SHAFT BUSHING-A	DY-102438010	77	HANDLE WASHER	DY-100933010
12	IDLER-S	DY-100019010	78X	HANDLE COMPLETE	DY-101806220
13	WORM SHAFT PIN	DY-100020010	79	BALL BEARING	DY-102950010
16	WORM SHAFT WASHER	DY-100539010	80	HANDLE KNOB	DY-103630020
17	E-RING	DY-100047010	81	BALL BEARING	DY-102950010
18	PILLAR	DY-102711010	82	HANDLE KNOB SCREW	DY-100180010
19	LEVEL WIND PIN	DY-100464011	83	HANDLE KNOB CAP	DY-102309021
20	SPACER(OPTIONAL)	DY-100025010	85	HANDLE NUT	DY-100319020
21	LEVEL WIND NUT	DY-100288021	86	HANDLE NUT RETAINER	DY-103642010
22	FRONT COVER	DY-103524011	87	SCREW	DY-101202020
23	FRONT COVER SCREW	DY-100152010	88X	SPOOL COMPLETE	DY-103512010
24	BALL BEARING	DY-102952010	89	BALL BEARING	DY-102366010
25	CRANK SHAFT	DY-103653010	90	PIN	DY-100120010
26	IDLER-L WASHER-A	DY-100548010	91	BRAKE HOLDER	DY-103532010
27	IDLER-L	DY-101938020	92	BRAKE SHOE	DY-100522010
28	IDLER-L WASHER-B	DY-100045020	93	BRAKE SHOE SPRING	DY-100525010
29	BEARING PLATE	DY-102892010	94	MAGNET PLATE	DY-103533013
30	E-RING	DY-100047010	95	MAGNET PLATE SCREW	DY-100526010
31	BEARING PLATE SCREW	DY-100028070	96X	PALM SIDE PLATE ASSEMBLY	DY-UA3535011
33	CLUTCH CAM	DY-103525010	98	CONTROL DIAL	DY-102917010
34	CLUTCH SPRING	DY-102688010	99	SPOOL COVER ASSEMBLY	DY-U03537010
35	KICK LEVER	DY-102307011	100	MAGNET HOLDER ASSEMBLY	DY-U03539010
36	KICK LEVER SPRING	DY-102048010	105	SPOOL COVER SCREW	DY-100141010
37	CAM PLATE	DY-103526010	106	SPOOL SPACER-A	DY-101850010
38	CAM PLATE SCREW	DY-101177050	107	BALL BEARING	DY-102971010
39	PINION YOKE	DY-102155010	108	BEARING RETAINER	DY-102976010
40	PINION GEAR	DY-102930010	114	WASHER(OPTIONAL)	DY-100073011
41	PINION YOKE SPRING	DY-102465010	117	CLUTCH WASHER	DY-100539030
42	RATCHET	DY-100818010	118	CLUTCH SCREW	DY-103013020
43	RATCHET WASHER	DY-103772010	121	SLIDE CAM SPRING	DY-102665010
44	DRIVE GEAR	DY-102872020	122	SLIDE CAM-H	DY-103342010
45	DRAG WASHER-L	DY-102377010	123	SLIDE CAM SCREW	DY-100526020
46	DRAG WASHER-D1	DY-100057020	124	SLIDE CAM-D	DY-102394010
47	DRAG WASHER-A	DY-100985010	125	CLICK SPRING	DY-102002010
48	DRAG WASHER-D2	DY-100986011	127	LINK PLATE	DY-102894010
49	SLEEVE WASHER(OPTIONAL)	DY-100144050	128	LINK PLATE SCREW	DY-103014010
50	SLEEVE	DY-101983010	133	HOOK HOLDER	DY-102898010
51X	GEAR SIDE PLATE ASSEMBLY	DY-U03528031	134	HOOK HOLDER WASHER	DY-101168020
53	ONE WAY CLUTCH	DY-102090010	135	HOOK HOLDER SCREW	DY-100246030
54	O-RING	DY-100209020	136	HOOK HOLDER SPRING	DY-102968010
55	BALL BEARING	DY-102971010	141	HOOD	DY-103521010
56	BEARING RETAINER	DY-101588011	142	HOOD SCREW	DY-101177060
57X	CAST CONTROL CAP ASSEMBLY	DY-U03164080	143	FRONT COVER SCREW-B	DY-101177060
58	CLICKER	DY-101674011	144	LOCK LEVER	DY-103538011
59	CLICK PLATE	DY-101675011	147	GUIDE PIN	DY-103288020
60	CLICK PLATE RETAINER	DY-101543012	148	WASHER(OPTIONAL)	DY-103567010
61	TENSION WASHER	DY-100073011	149	SLIDE PLATE	DY-104040010
62	SPOOL SPACER-B	DY-100074021	150	SLIDE PLATE SCREW	DY-101177060
66	GEAR SIDE COVER SCREW-A	DY-101177010	151	LOCK LEVER SPRING	DY-104100010

## CG1SHL

Key #	Description	Order ID #	Key #	Description	Order ID #
1	FRAME	DY-103549010	67	GEAR SIDE COVER SCREW-B	DY-100035030
2	CLUTCH BAR PLATE-R	DY-102881010	69	LUBE PORT CAP	DY-101698150
3	CLUTCH BAR PLATE-L	DY-102882010	70	LUBE PORT CAP SCREW	DY-101507030
4	CLUTCH BAR ASSEMBLY	DY-102883060	71	DRAG SPRING WASHER	DY-100088010
6	CLUTCH BAR SCREW	DY-101507030	72	CLICK HOLDER	DY-101765010
7	LEVEL WIND ASSEMBLY	DY-103522010	73X	STAR DRAG COMPLETE	DY-U02947152
8	PIPE	DY-103286010	74	CLICK LEAF SPRING	DY-101763010
9	WORM SHAFT	DY-103474010	75	CLICK PLATE-B	DY-101764010
10	BALL BEARING	DY-102954010	76	CLICK PLATE RETAINER	DY-101766011
11	WORM SHAFT BUSHING-A	DY-102438010	77	HANDLE WASHER	DY-100933010
12	IDLER-S	DY-100019010	78X	HANDLE COMPLETE	DY-101806220
13	WORM SHAFT PIN	DY-100020010	79	BALL BEARING	DY-102950010
16	WORM SHAFT WASHER	DY-100539010	80	HANDLE KNOB	DY-103630020
17	E-RING	DY-100047010	81	BALL BEARING	DY-102950010
18	PILLAR	DY-102711010	82	HANDLE KNOB SCREW	DY-100180010
19	LEVEL WIND PIN	DY-100464011	83	HANDLE KNOB CAP	DY-102309021
20	SPACER(OPTIONAL)	DY-100025010	85	HANDLE NUT	DY-101176020
21	LEVEL WIND NUT	DY-100288021	86	HANDLE NUT RETAINER	DY-103642010
22	FRONT COVER	DY-103550011	87	SCREW	DY-101202020
23	FRONT COVER SCREW	DY-100152010	88X	SPOOL COMPLETE	DY-103512010
24	BALL BEARING	DY-102952010	89	BALL BEARING	DY-102366010
25	CRANK SHAFT	DY-103654010	90	PIN	DY-100120010
26	IDLER-L WASHER-A	DY-100548010	91	BRAKE HOLDER	DY-103532010
27	IDLER-L	DY-101938020	92	BRAKE SHOE	DY-100522010
28	IDLER-L WASHER-B	DY-100045020	93	BRAKE SHOE SPRING	DY-100525010
29	BEARING PLATE	DY-102944010	94	MAGNET PLATE	DY-103533013
30	E-RING	DY-100047010	95	MAGNET PLATE SCREW	DY-100526010
31	BEARING PLATE SCREW	DY-100028070	96X	PALM SIDE PLATE ASSEMBLY	DY-UA3556011
33	CLUTCH CAM	DY-103551010	98	CONTROL DIAL	DY-102917010
34	CLUTCH SPRING	DY-102690010	99	SPOOL COVER ASSEMBLY	DY-U03537010
35	KICK LEVER	DY-102308011	100	MAGNET HOLDER ASSEMBLY	DY-U03539010
36	KICK LEVER SPRING	DY-102058010	105	SPOOL COVER SCREW	DY-100141010
37	CAM PLATE	DY-103552010	106	SPOOL SPACER-A	DY-101850010
38	CAM PLATE SCREW	DY-101177050	107	BALL BEARING	DY-102971010
39	PINION YOKE	DY-102165010	108	BEARING RETAINER	DY-102976010
40	PINION GEAR	DY-102958010	114	WASHER(OPTIONAL)	DY-100073011
41	PINION YOKE SPRING	DY-102465010	117	CLUTCH WASHER	DY-100539030
42	RATCHET	DY-101407010	118	CLUTCH SCREW	DY-103013020
43	RATCHET WASHER	DY-103772010	121	SLIDE CAM SPRING	DY-102665010
44	DRIVE GEAR	DY-102965020	122	SLIDE CAM-H	DY-103342010
45	DRAG WASHER-L	DY-102377010	123	SLIDE CAM SCREW	DY-100526020
46	DRAG WASHER-D1	DY-100057020	124	SLIDE CAM-D	DY-102394010
47	DRAG WASHER-A	DY-100985010	125	CLICK SPRING	DY-102002010
48	DRAG WASHER-D2	DY-100986011	127	LINK PLATE	DY-102894010
49	SLEEVE WASHER(OPTIONAL)	DY-100144050	128	LINK PLATE SCREW	DY-103014010
50	SLEEVE	DY-101983010	133	HOOK HOLDER	DY-102943010
51X	GEAR SIDE PLATE ASSEMBLY	DY-U03554021	134	HOOK HOLDER WASHER	DY-101168020
53	ONE WAY CLUTCH	DY-102090010	135	HOOK HOLDER SCREW	DY-100246030
54	O-RING	DY-100209020	136	HOOK HOLDER SPRING	DY-102969010
55	BALL BEARING	DY-102971010	141	HOOD	DY-103521010
56	BEARING RETAINER	DY-101588011	142	HOOD SCREW	DY-101177060
57X	CAST CONTROL CAP ASSEMBLY	DY-U03164080	143	FRONT COVER SCREW-B	DY-101177060
58	CLICKER	DY-101674011	144	LOCK LEVER	DY-103557011
59	CLICK PLATE	DY-101675011	147	GUIDE PIN	DY-103288020
60	CLICK PLATE RETAINER	DY-101543012	148	WASHER(OPTIONAL)	DY-103567010
61	TENSION WASHER	DY-100073011	149	SLIDE PLATE	DY-104041010
62	SPOOL SPACER-B	DY-100074021	150	SLIDE PLATE SCREW	DY-101177060
66	GEAR SIDE COVER SCREW-A	DY-101177010	151	LOCK LEVER SPRING	DY-104101010